


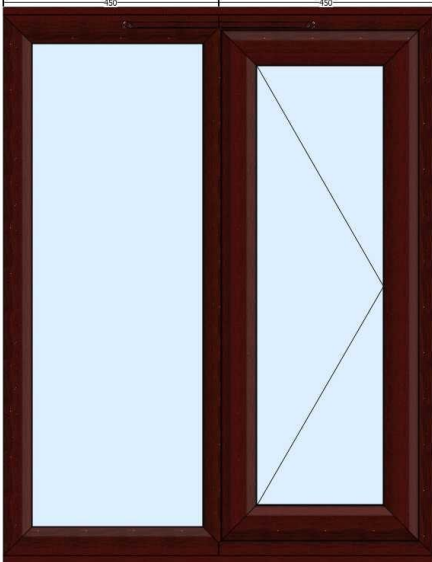




	<b>VC2</b>
<b>Item: 1</b> Style 6	Design Guideline
 <p style="color: red; text-align: center;"><b>Viewed from</b></p> <p style="color: red; text-align: center;"><b>outside</b></p> <p><b>Detailed Specification - Casement window</b></p>	
Width (mm)	1200 (1200)      Height (mm)      1080 (1035)

			
<b>Item: 2</b>	<b>VC3</b>		
Style 32	Design Guideline		
 <p style="color: red; text-align: center;"><b>Viewed from outside</b></p>			
<b>Detailed Specification - Casement window</b>			
Width (mm)	1160 (1160)	Height (mm)	1150 (1105)

			
<b>Item: 3</b>	<b>VC1</b>		
Style 22	Design Guideline		
 <p data-bbox="614 862 909 896"><b>Viewed from outside</b></p>			
<b>Detailed Specification - Casement window</b>			
Width (mm)	900 (900)	Height (mm)	1160 (1115)

	<b>Shop</b>
<b>Item: 4</b> Style 46	Design Guideline




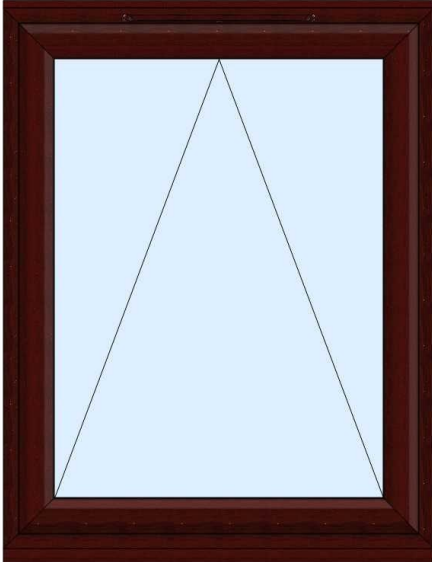
**Viewed from outside**

**Detailed Specification - Casement window**


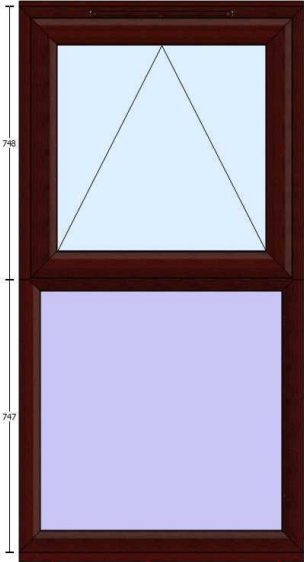
Width (mm)	2590 (2590)	Height (mm)	2210 (2180)
------------	-------------	-------------	-------------



			
<b>Item: 5</b>	<b>Shop (2)</b>		
<b>Style 46</b>	<b>Design Guideline</b>		
 <p data-bbox="614 896 909 929" style="color: red;"><b>Viewed from outside</b></p>			
<b>Detailed Specification - Casement window</b>			
Width (mm)	2590 (2590)	Height (mm)	2210 (2180)



			
<b>Item: 6</b>	<b>Shop (3)</b>		
<b>Style 46</b>	<b>Design Guideline</b>		
 <p data-bbox="614 891 909 929" style="color: red;"><b>Viewed from outside</b></p>			
<b>Detailed Specification - Casement window</b>			
Width (mm)	2590 (2590)	Height (mm)	2210 (2180)

	
<b>Item: 7</b>	<b>Shop (4)</b>
<b>Style 2</b>	<b>Design Guideline</b>
 <p data-bbox="619 896 909 929"><b>Viewed from outside</b></p>	
<b>Detailed Specification - Casement window</b>	
Width (mm)	900 (900)      Height (mm)      1160 (1115)

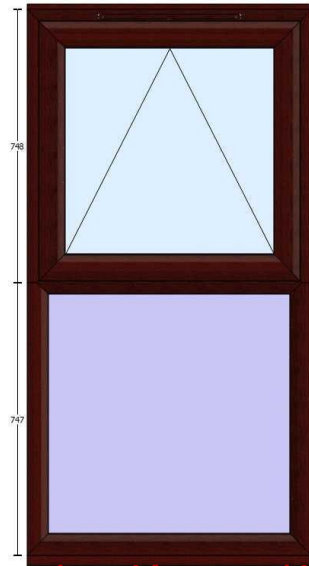


			
<b>Item: 8</b>	<b>Tea room</b>		
Style 6	Design Guideline		
 <p style="color: red; text-align: center;"><b>Viewed from outside</b></p>			
<b>Detailed Specification - Casement window</b>			
Width (mm)	790 (790)	Height (mm)	1540 (1495)

			
<b>Item: 9</b>	<b>Tea room (2)</b>		
Style 1	Design Guideline		
			
<b>Viewed from outside</b>			
<b>Detailed Specification - Casement window</b>			
Width (mm)	1940 (1940)	Height (mm)	1530 (1500)

			
<b>Item: 10</b>	<b>Tea room (3)</b>		
Style 1	Design Guideline		
 <p style="color: red; text-align: center;">Viewed from outside</p>			
<b>Detailed Specification - Casement window</b>			
Width (mm)	790 (790)	Height (mm)	1530 (1500)



<b>Item: 11</b>	<b>Tea room (4)</b>
<b>Style 6</b>	<b>Design Guideline</b>



**Viewed from outside**

**Detailed Specification - Casement window**

Width (mm)	790 (790)	Height (mm)	1540 (1495)
------------	-----------	-------------	-------------

			
<b>Item: 12</b>	<b>Tea room (5)</b>		
<b>Style 1</b>	<b>Design Guideline</b>		
 <p style="color: red; text-align: center;"><b>Viewed from outside</b></p>			
<b>Detailed Specification - Casement window</b>			
Width (mm)	790 (790)	Height (mm)	1530 (1500)



**Tea room (6)**

Style 1

Design Guideline

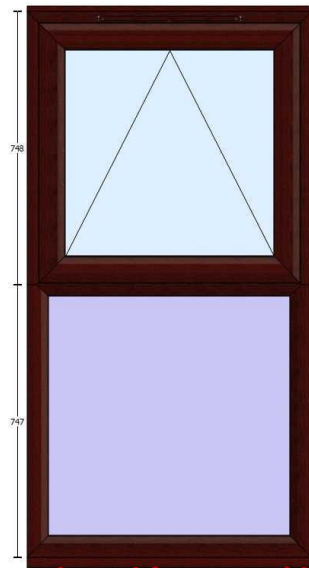


**Viewed from outside**

**Detailed Specification - Casement window**

Width (mm)	1940 (1940)	Height (mm)	1530 (1500)
------------	-------------	-------------	-------------



<b>Item: 14</b>	<b>Tea room (7)</b>
<b>Style 6</b>	<b>Design Guideline</b>




**Viewed from outside**


**Detailed Specification - Casement window**

Width (mm)	790 (790)	Height (mm)	1540 (1495)
------------	-----------	-------------	-------------

			
<b>Item: 15</b>	<b>Tea room (8)</b>		
Style 1	Design Guideline		
			
<b>Viewed from outside</b>			
<b>Detailed Specification - Casement window</b>			
Width (mm)	1940 (1940)	Height (mm)	1530 (1500)



	
<b>Item: 16</b>	<b>Kitchen</b>
Style 2	Design Guideline



**Viewed from outside**

**Detailed Specification - Casement window**

Width (mm)	740 (740)	Height (mm)	750 (705)
------------	-----------	-------------	-----------

<b>Item: 17</b>	<b>Ladies toilet</b>
<b>Style 2</b>	<b>Design Guideline</b>




**Viewed from outside**

**Detailed Specification - Casement window**

Width (mm)	460 (460)	Height (mm)	580 (535)
------------	-----------	-------------	-----------




<b>Item: 18</b>	<b>Ladies toilet(2)</b>
Style 2	Design Guideline




**Viewed from outside**

**Detailed Specification - Casement window**

Width (mm)	460 (460)	Height (mm)	580 (535)
------------	-----------	-------------	-----------


	
<b>Item: 19</b>	<b>Ladies toilet (3)</b>
Style 2	Design Guideline




**Viewed from outside**

**Detailed Specification - Casement window**

Width (mm)	460 (460)	Height (mm)	580 (535)
------------	-----------	-------------	-----------


	
<b>Item: 20</b>	<b>Mens Toilet</b>
Style 2	Design Guideline




**Viewed from outside**

**Detailed Specification - Casement window**

Width (mm)	460 (460)	Height (mm)	580 (535)
------------	-----------	-------------	-----------

	
<b>Item: 21</b>	<b>Mens Toilet (2)</b>
<b>Style 2</b>	<b>Design Guideline</b>




**Viewed from outside**

**Detailed Specification - Casement window**

Width (mm)	460 (460)	Height (mm)	580 (535)
------------	-----------	-------------	-----------



<b>Item: 22</b>	<b>Mens Toilet (3)</b>
Style 2	Design Guideline



**Viewed from outside**

**Detailed Specification - Casement window**

Width (mm)	520 (520)	Height (mm)	780 (735)
------------	-----------	-------------	-----------




**Item: 23**

**Mens Toilet (4)**

Style 2

Design Guideline



**Viewed from outside**

**Detailed Specification - Casement window**

Width (mm)	460 (460)	Height (mm)	580 (535)
------------	-----------	-------------	-----------

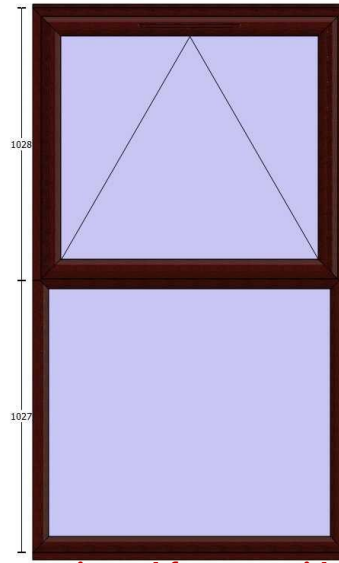


Contract Ref: 2892022	
Item: 24	The Barn
Coupled frame assembly Design Guideline	



**Viewed from outside**

<b>Style 6</b>	<b>Design Guideline left casement (Coupled frame assembly)</b>

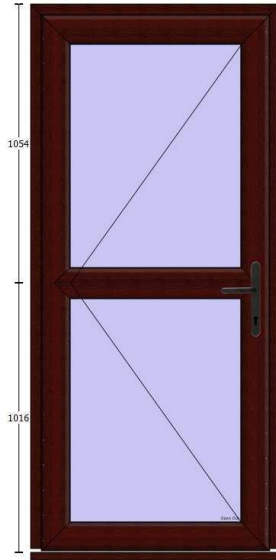


**Viewed from outside**

**Detailed Specification - Casement window**

Width (mm)	1200 (1200)	Height (mm)	2100 (2055)
------------	-------------	-------------	-------------

	
<b>Style 125</b>	<b>Design Guideline door (Coupled frame assembly)</b>

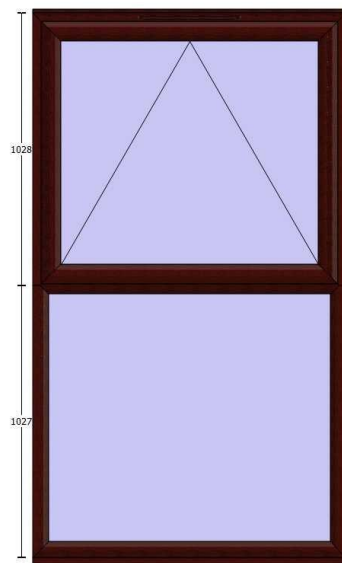


**Viewed from outside**

**Detailed Specification - Open Out Resi Door**

Width (mm)	960 (960)	Height (mm)	2100 (2070)
------------	-----------	-------------	-------------

<b>Style 6</b>	<b>Design Guideline right casement (Coupled frame assembly)</b>

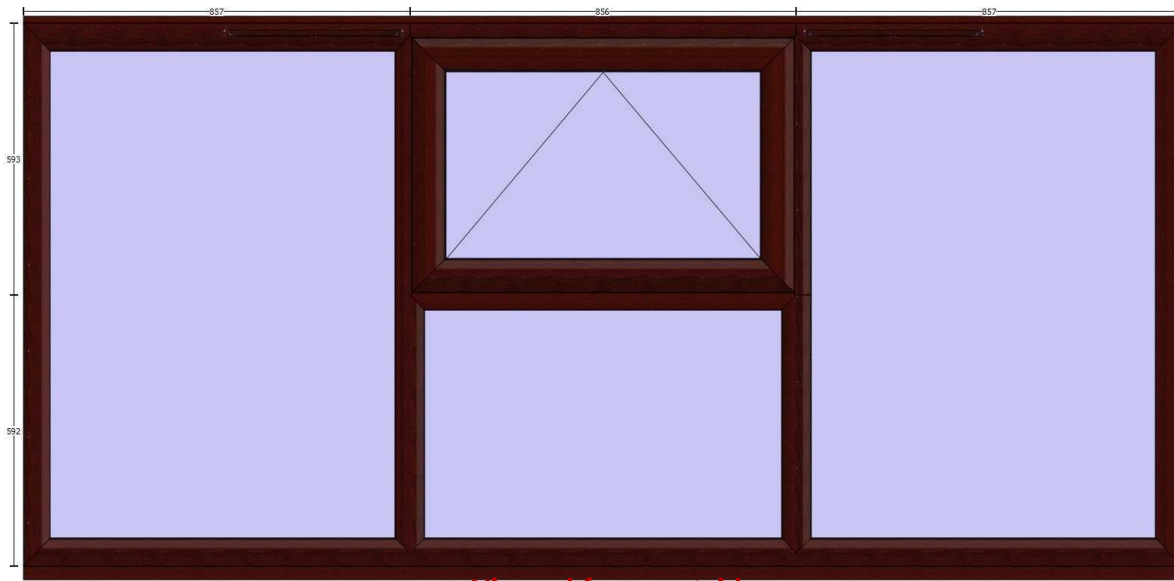


**Viewed from outside**

**Detailed Specification - Casement window**

Width (mm)	1200 (1200)	Height (mm)	2100 (2055)
------------	-------------	-------------	-------------


<b>Item: 25</b>	<b>Classroom</b>
<b>Style 46</b>	<b>Design Guideline</b>



**Detailed Specification - Casement window**

Width (mm)	2570 (2570)	Height (mm)	1230 (1185)
------------	-------------	-------------	-------------

<b>Item: 26</b>	<b>class room (2)</b>
<b>Style 20</b>	Design Guideline

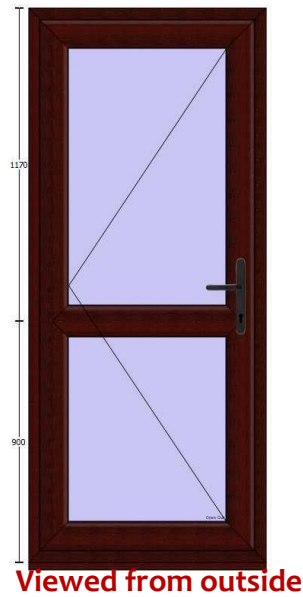


**Viewed from outside**

**Detailed Specification - Casement window**

Width (mm)	1600 (1600)	Height (mm)	1250 (1205)
------------	-------------	-------------	-------------

Contract Ref: <span style="border: 1px solid black; padding: 2px;">2892022</span>	
<b>Item: 27</b>	Classroom door
<b>Style 124</b>	Design Guideline



**Detailed Specification - Open Out Resi Door**


Width (mm)	900 (900)	Height (mm)	2100 (2070)
Frame Finish	Rosewood/White		
Frame threshold	70mm PVCu threshold		
Outer frame	70mm Outer Frame		
Secured by Design Specification	Not required		
Hinges	2D White hinges		
Security hinge bolt	Fitted		
Cylinder	Standard cylinder (Nickel)		
Handles	Fab & Fix		
Handle colour	Black Lever/lever handles		
External Cill	150mm cill		
Cill External Colour	Rosewood/White		
Letter plate	None		
Door knocker	None		

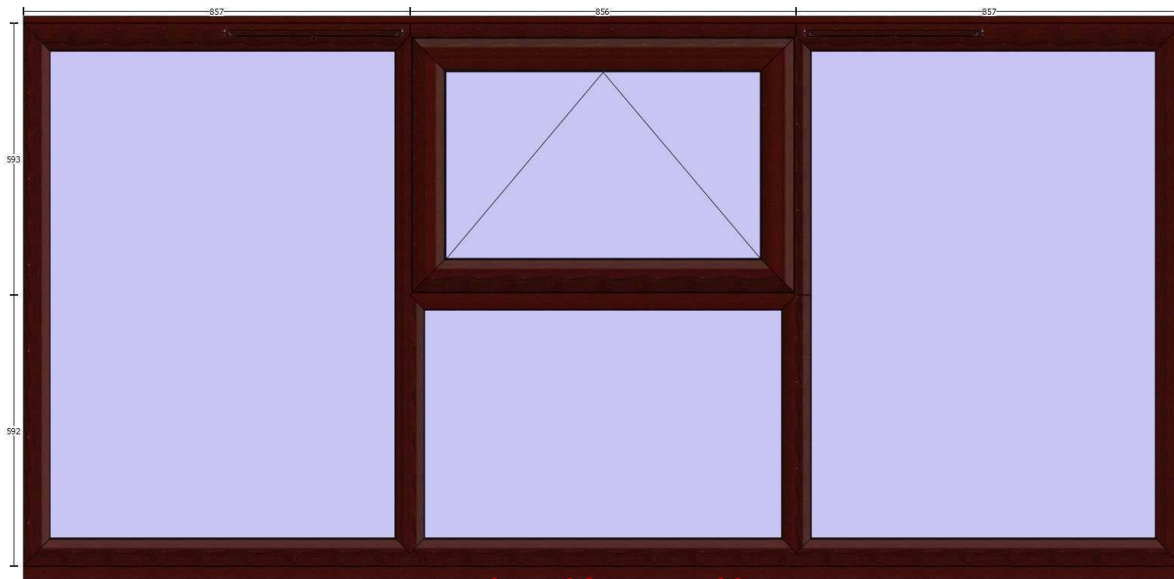
**Spacer bar:** Black spacer

**Glass feature:** ---

**Glass type:** 28mm T Softcoat 1/SwissV & Argon/T

**Fire closer required**

<b>Item: 27</b>	
<b>Style 46</b>	<b>Class room (3)</b>
	Design Guideline



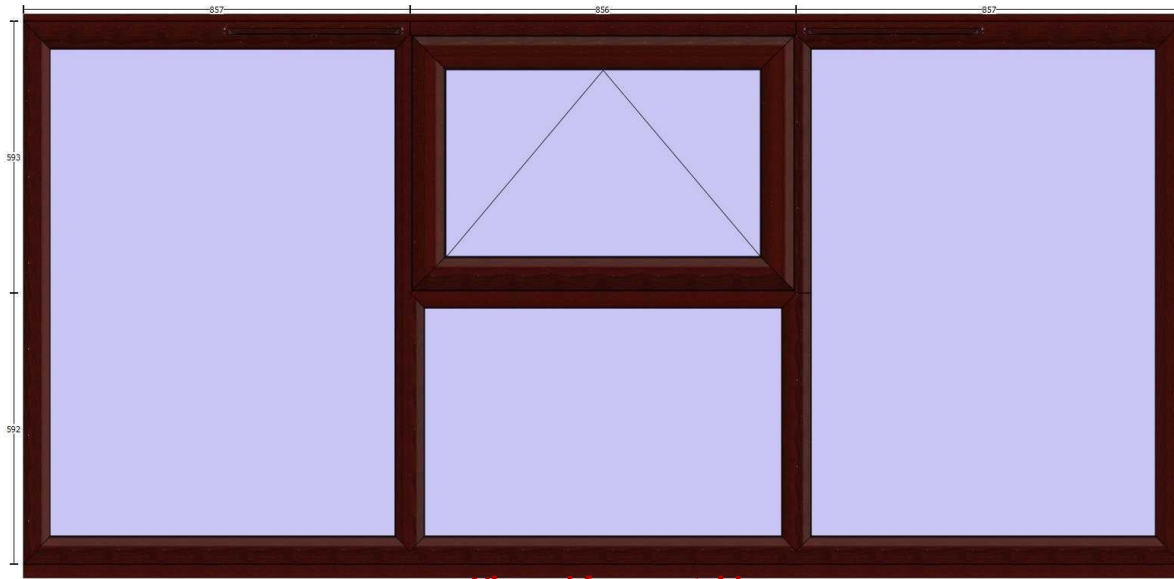
**Viewed from outside**

**Detailed Specification - Casement window**

Width (mm)	2570 (2570)	Height (mm)	1230 (1185)
------------	-------------	-------------	-------------




<b>Item: 28</b>	<b>Class room (4)</b>
<b>Style 46</b>	<b>Design Guideline</b>

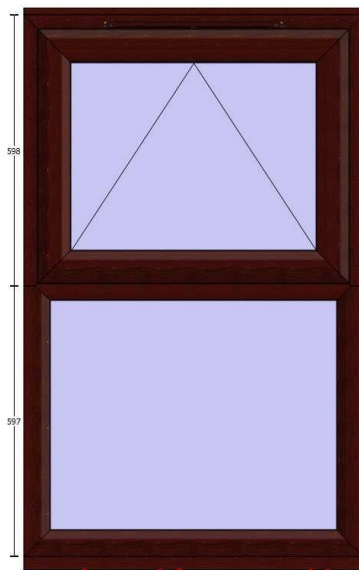


**Viewed from outside**

**Detailed Specification - Casement window**

Width (mm)	2570 (2570)	Height (mm)	1230 (1185)
------------	-------------	-------------	-------------

	
<b>Item: 29</b>	<b>Classroom (5)</b>
Style 6	Design Guideline




**Viewed from outside**

**Detailed Specification - Casement window**

Width (mm)	760 (760)	Height (mm)	1240 (1195)
------------	-----------	-------------	-------------

			
<b>Item: 30</b>	<b>Tool Stores</b>		
Style 22	Design Guideline		
 <p data-bbox="619 869 911 898" style="color: red;"><b>Viewed from outside</b></p>			
<b>Detailed Specification - Casement window</b>			
Width (mm)	1200 (1200)	Height (mm)	1040 (995)

<b>Item: 31</b>	<b>Tool Stores (2)</b>
<b>Style 22</b>	<b>Design Guideline</b>



**Viewed from outside**

**Detailed Specification - Casement window**

Width (mm)	1200 (1200)	Height (mm)	1040 (995)
------------	-------------	-------------	------------

Contract Ref:		2892022	
Item: 32	Tool Stores (3)		
Style 22	Design Guideline		




**Viewed from outside**

**Detailed Specification - Casement window**

Width (mm)	920 (920)	Height (mm)	1040 (995)
------------	-----------	-------------	------------

<b>Item: 33</b>	<b>Tool Stores (4)</b>
Style 22	Design Guideline




**Viewed from outside**

**Detailed Specification - Casement window**

Width (mm)	920 (920)	Height (mm)	1040 (995)
------------	-----------	-------------	------------

<b>Item: 34</b>	<b>Tool Stores (5)</b>
<b>Style 22</b>	<b>Design Guideline</b>




**Viewed from outside**

**Detailed Specification - Casement window**

Width (mm)	920 (920)	Height (mm)	1040 (995)
------------	-----------	-------------	------------

<b>Item: 35</b>	<b>Upstairs Flat</b>
<b>Style 47</b>	<b>Design Guideline</b>





**Viewed from outside**

**Detailed Specification - Casement window**

Width (mm)	1800 (1800)	Height (mm)	800 (755)
------------	-------------	-------------	-----------





	
<b>Item: 36</b>	<b>Flat (2)</b>
<b>Style 3</b>	<b>Design Guideline</b>






**Viewed from outside**



**Detailed Specification - Casement window**


Width (mm)	600 (600)	Height (mm)	750 (705)
------------	-----------	-------------	-----------

			
<b>Item: 37</b>	<b>Flat (3)</b>		
<b>Style 22</b>	<b>Design Guideline</b>		
			
<b>Viewed from outside</b>			
<b>Detailed Specification - Casement window</b>			
Width (mm)	920 (920)	Height (mm)	1040 (995)

	
<b>Item: 38</b>	<b>Flat (4)</b>
Style 25	Design Guideline
 <p data-bbox="619 893 908 927" style="color: red;"><b>Viewed from outside</b></p>	
<b>Detailed Specification - Casement window</b>	
Width (mm)	1200 (1200)      Height (mm)      1300 (1270)

Contract Ref:		2892022	
Item: 39	Flat (5)		
Style 3	Design Guideline		
			
<b>Viewed from outside</b>			
<b>Detailed Specification - Casement window</b>			
Width (mm)	600 (600)	Height (mm)	750 (705)

	
<b>Item: 40</b>	<b>Flat (6)</b>
<b>Style 25</b>	<b>Design Guideline</b>
 <p data-bbox="619 896 906 929"><b>Viewed from outside</b></p>	
<b>Detailed Specification - Casement window</b>	
Width (mm)	1200 (1200)      Height (mm)      1300 (1270)


	
<b>Item: 41</b>	<b>Flat stair landing</b>
Style 3	Design Guideline



**Viewed from outside**

**Detailed Specification - Casement window**

Width (mm)	600 (600)	Height (mm)	750 (705)
------------	-----------	-------------	-----------



	
<b>Item: 42</b>	<b>Staff room</b>
<b>Style 22</b>	<b>Design Guideline</b>



**Viewed from outside**


**Detailed Specification - Casement window**

Width (mm)	1210 (1210)	Height (mm)	1170 (1125)
------------	-------------	-------------	-------------

			
<b>Item: 43</b>	<b>Staff room</b>		
Style 22	Design Guideline		
 <p data-bbox="619 898 906 927" style="color: red;"><b>Viewed from outside</b></p>			
<b>Detailed Specification - Casement window</b>			
Width (mm)	920 (920)	Height (mm)	1200 (1155)



<b>Item: 44</b>	<b>Filing room</b>
Style 22	Design Guideline



**Viewed from outside**

**Detailed Specification - Casement window**

Width (mm)	930 (930)	Height (mm)	1160 (1115)
------------	-----------	-------------	-------------



**Item: 45**

Above fire exit door

Style 1


Design Guideline




**Viewed from outside**

**Detailed Specification - Casement window**

Width (mm)	1300 (1300)	Height (mm)	300 (270)
------------	-------------	-------------	-----------


	
<b>Item: 46</b>	<b>G2</b>
Style 22	Design Guideline



**Viewed from outside**

**Detailed Specification - Casement window**

Width (mm)	1210 (1210)	Height (mm)	1160 (1115)
------------	-------------	-------------	-------------

	
<b>Item: 47</b>	<b>ladies wc Ground floor</b>
Style 6	Design Guideline



**Viewed from outside**

**Detailed Specification - Casement window**

Width (mm)	500 (500)	Height (mm)	710 (665)
------------	-----------	-------------	-----------

Contract Ref: <span style="border: 1px solid black; padding: 2px;">2892022</span>	
<b>Item: 48</b>	<b>Mens Wc Ground Floor</b>
Style 6	Design Guideline

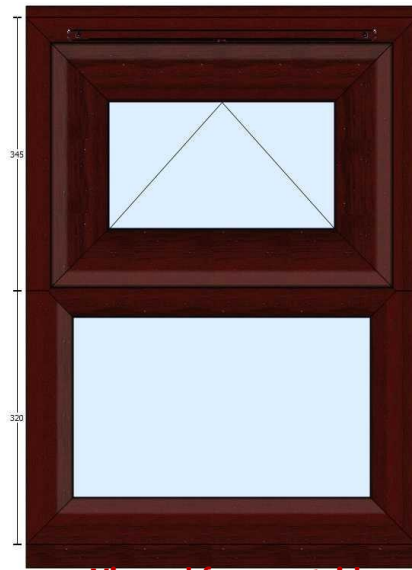


**Viewed from outside**

**Detailed Specification - Casement window**

Width (mm)	500 (500)	Height (mm)	710 (665)
------------	-----------	-------------	-----------

	<b>Kitchen</b>
<b>Item: 49</b> Style 6	<b>Design Guideline</b>




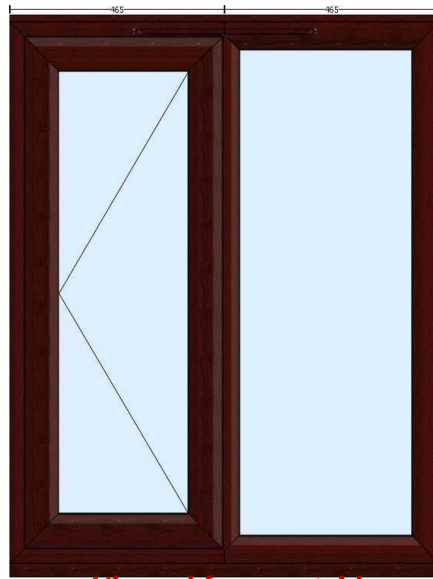
**Viewed from outside**

**Detailed Specification - Casement window**

Width (mm)	500 (500)	Height (mm)	710 (665)
------------	-----------	-------------	-----------

			
<b>Item: 50</b>	<b>G3</b>		
Style 21	Design Guideline		
 <p data-bbox="619 869 906 898" style="color: red;"><b>Viewed from outside</b></p>			
<b>Detailed Specification - Casement window</b>			
Width (mm)	930 (930)	Height (mm)	1200 (1155)

	
<b>Item: 51</b>	<b>G4</b>
Style 21	Design Guideline






**Viewed from outside**

**Detailed Specification - Casement window**



Width (mm)	930 (930)	Height (mm)	1200 (1155)
------------	-----------	-------------	-------------




	
<b>Item: 52</b>	<b>Landing</b>
<b>Style 22</b>	<b>Design Guideline</b>
 <p style="text-align: center;"><b>Viewed from outside</b></p>	
<b>Detailed Specification - Casement window</b>	
Width (mm)	910 (910)
Height (mm)	1160 (1115)

	
<b>Item: 53</b>	<b>F1</b>
Style 21	Design Guideline
	
<b>Viewed from outside</b>	
<b>Detailed Specification - Casement window</b>	
Width (mm)	920 (920)                      Height (mm)                      1020 (975)

			
<b>Item: 54</b>	<b>F2</b>		
	Design Guideline		
			
<b>Detailed Specification - Casement window</b>			
Width (mm)	510 (510)	Height (mm)	1010 (1010)

			
<b>Item: 55</b>	<b>F2(2)</b>		
<b>Style 22</b>	<b>Design Guideline</b>		
 <p style="text-align: center; color: red;"><b>Viewed from outside</b></p>			
<b>Detailed Specification - Casement window</b>			
Width (mm)	910 (910)	Height (mm)	1160 (1115)

<b>Item: 56</b>	<b>F3</b>
Style 21	Design Guideline



**Viewed from outside**

**Detailed Specification - Casement window**

Width (mm)	920 (920)	Height (mm)	1030 (985)
------------	-----------	-------------	------------

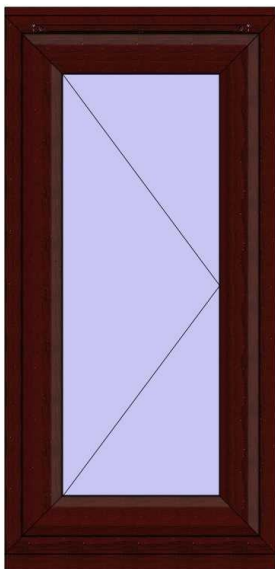


**Item: 57**

**F3(2)**

**Style 4**

**Design Guideline**




**Viewed from outside**

**Detailed Specification - Casement window**

Width (mm)	500 (500)	Height (mm)	1020 (975)
------------	-----------	-------------	------------

	
<b>:58</b>	<b>F4</b>
<b>2</b>	<b>Design Guideline</b>




**Viewed from outside**Detailed

**ification - Casement window**

Width (mm)	1200 (1200)	Height (mm)	1310 (1265)
------------	-------------	-------------	-------------



<b>Item: 59</b>	<b>F4(2)</b>
<b>Style 21</b>	<b>Design Guideline</b>




**Detailed Specification - Casement window**


Width (mm)	920 (920)	Height (mm)	1010 (965)
------------	-----------	-------------	------------



			
<b>Item: 60</b>	<b>F5</b>		
Style 21	Design Guideline		
			
<b>Viewed from outside</b>			
<b>Detailed</b>			
<b>Specification - Casement window</b>			
Width (mm)	930 (930)	Height (mm)	1020 (975)

Contract Ref:		2892022	
Item: 61	F5(2)		
Style 4	Design Guideline		
			
<b>Viewed from outside</b>			
<b>Detailed Specification - Casement window</b>			
Width (mm)	500 (500)	Height (mm)	1020 (975)

<b>Item: 62</b>	<b>F5(3)</b>
<b>Style 22</b>	Design Guideline



**Viewed from outside**

**Detailed Specification - Casement window**

Width (mm)	920 (920)	Height (mm)	1010 (965)
------------	-----------	-------------	------------

<b>Item: 63</b>	<b>Mens Wc First Floor Upstairs</b>
<b>Style 6</b>	<b>Design Guideline</b>



**Viewed from outside**

**Detailed Specification - Casement window**

Width (mm)	500 (500)	Height (mm)	710 (665)
------------	-----------	-------------	-----------

Contract Ref:

2892022

Item: 64

ladies wc First Floor Upstairs

Style 6

Design Guideline



Viewed from outside

**Detailed Specification - Casement window**

Width (mm)

500 (500)

Height (mm)

710 (665)